

Mathematics

Stage 9

Paper 2

2024

Cambridge Lower Secondary Progression Test

Name

Class

Date

1 hour

Additional materials: Calculator
Geometrical instruments
Tracing paper (optional)

INSTRUCTIONS

- Answer **all** questions.
- Write your answer to each question in the space provided.
- You should show all your working on the question paper.
- You may use a calculator.

INFORMATION

- The total mark for this paper is 50.
- The number of marks for each question or part question is shown in brackets [].

- 1 Draw a ring around the sum of the interior angles in a hexagon.

180°

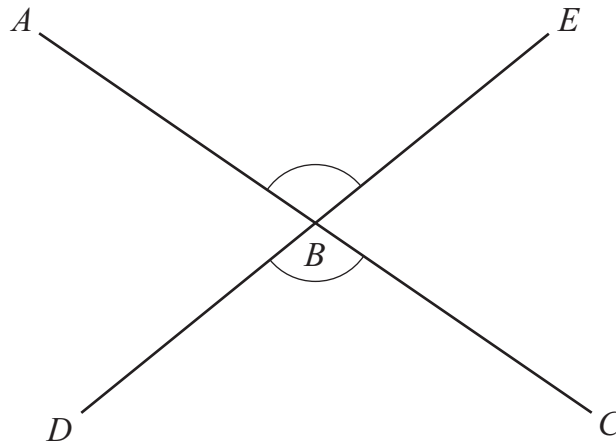
360°

720°

1080°

[1]

- 2 The diagram shows two straight lines, ABC and DBE .
 ABC and DBE are **not** perpendicular.

NOT TO
SCALE

Tick (✓) to show if each of these statements is true or false.

	True	False
ABE and DBC are corresponding angles.	<input type="checkbox"/>	<input type="checkbox"/>
Angle $ABE =$ angle DBC .	<input type="checkbox"/>	<input type="checkbox"/>
Angle $ABE +$ angle $DBC = 180^\circ$.	<input type="checkbox"/>	<input type="checkbox"/>

[1]

- 3 The back-to-back stem-and-leaf diagram shows the ages of some of the people in two choirs.

Choir A					Choir B				
				2	3	5			
		5	3	3	1	3	4	4	9
7	4	1	0	4	2	5	6	7	7
	9	6	2	5	3	4	8		
			3	6	0	7			
		5	1	7					

Key: 2 | 5 | 3 represents a person aged 52 years in Choir A and a person aged 53 years in Choir B

The ages of four people have not been included in the diagram.

Choir A	Choir B
Pierre is 28 years old Mike is 29 years old	Anastasia is 68 years old Samira is 72 years old

Complete the diagram by entering the ages of these four people.

[2]

- 4 Here are two properties about a number x .

x is greater than 344

x rounds to 340 correct to 2 significant figures.

Write down a possible value of x .

..... [1]

5 Solve.

$$\frac{18}{y} = 3$$

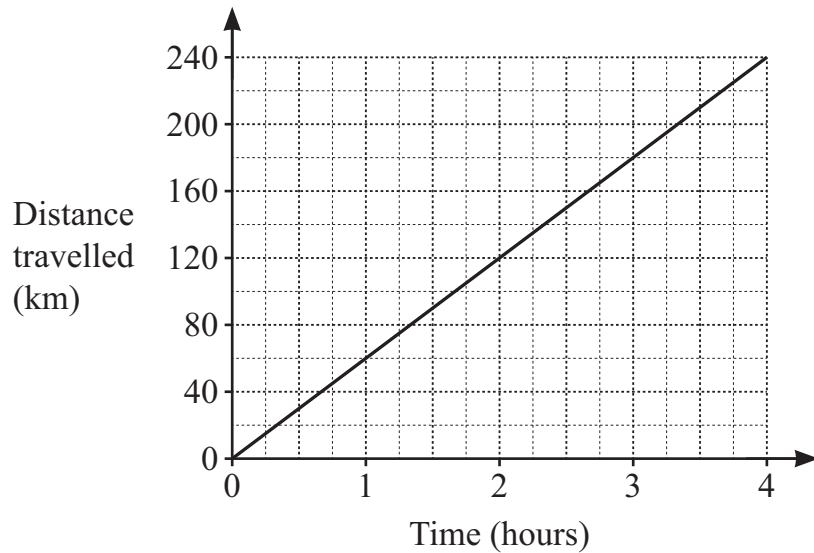
$$y = \dots\dots\dots [1]$$

6 A is the point $(1, 4)$ and B is the point $(1, 10)$.

Find the coordinates of the point one third of the way along AB from A .

$$(\dots\dots\dots, \dots\dots\dots) [1]$$

7 Angelique's journey is represented in the distance–time graph.



Calculate Angelique's speed on her journey.

$$\dots\dots\dots \text{ km/h } [1]$$

8 Here are some symbols.

< > =

Complete each statement by writing one of the symbols.

1 light year 1000 km

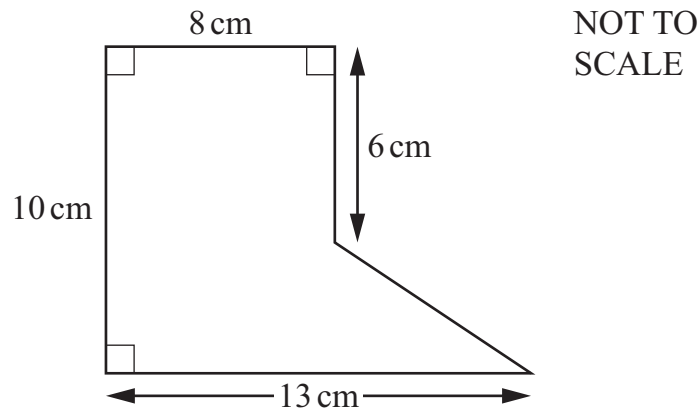
1 tonne 1000 kg

1 microgram 1000 grams

1 terabyte 1000 bytes

[2]

9 The diagram shows the cross-section of a prism.



The prism has a length of 7 cm.

Calculate the volume of the prism.

..... cm³ [2]

- 10** An old coin has a value of \$5000
The value of the coin increases by 2% every year.

Calculate the value of the coin after 3 years.

\$ [2]

- 11** Write a number in each box to complete each expansion.

$$(x - 3)(x + 11) = x^2 + \boxed{}x - 33$$

$$(x + 7)^2 = x^2 + \boxed{}x + 49$$

[2]

- 12** Ahmed wants to find out how much time students in his school spend on their homework. He decides to choose 12 students from his class as his sample. Safia says, ‘Ahmed could improve his sample by making some changes.’

Tick (✓) each of the changes that should give Ahmed a better sample.

Choose more students.

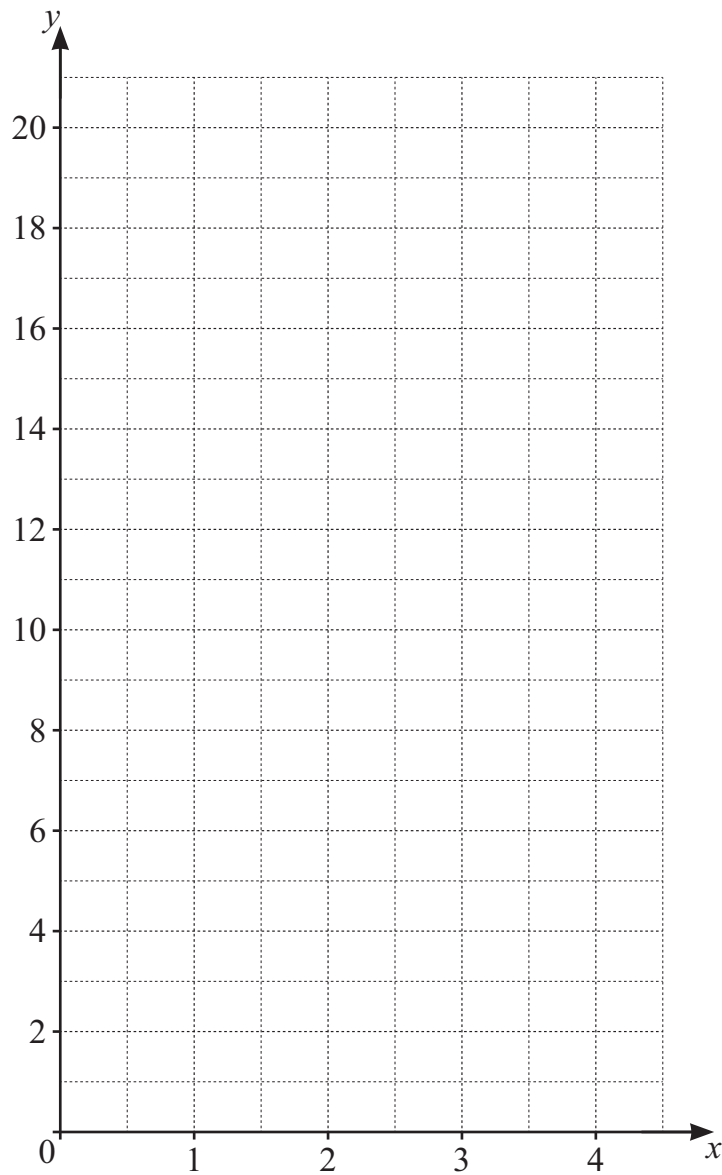
Choose students from different classes.

Choose students from different schools.

[1]

- 13 Draw the graph of $y = x^2$ between $x = 0$ and $x = 4$
Use the table to help you.

x	0	1	2	3	4
y	0				16



[3]

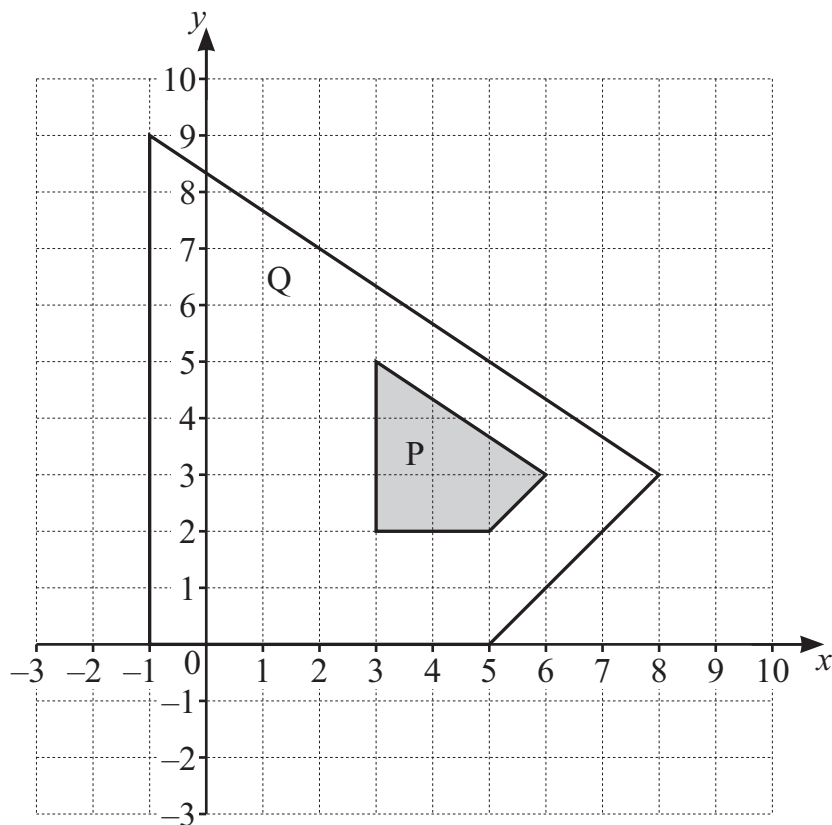
- 14 Sequence A is the linear sequence that begins 3, 6, 9, 12, ...
 The n th term for sequence B is $4n + 2$

Tick (✓) to show if each statement is true or false.

	True	False
All terms in sequence B are even numbers.	<input type="checkbox"/>	<input type="checkbox"/>
22 is a term in both sequences.	<input type="checkbox"/>	<input type="checkbox"/>
The numbers that are common to both sequences are multiples of 6	<input type="checkbox"/>	<input type="checkbox"/>

[1]

- 15 Two quadrilaterals, P and Q, are shown on the grid.

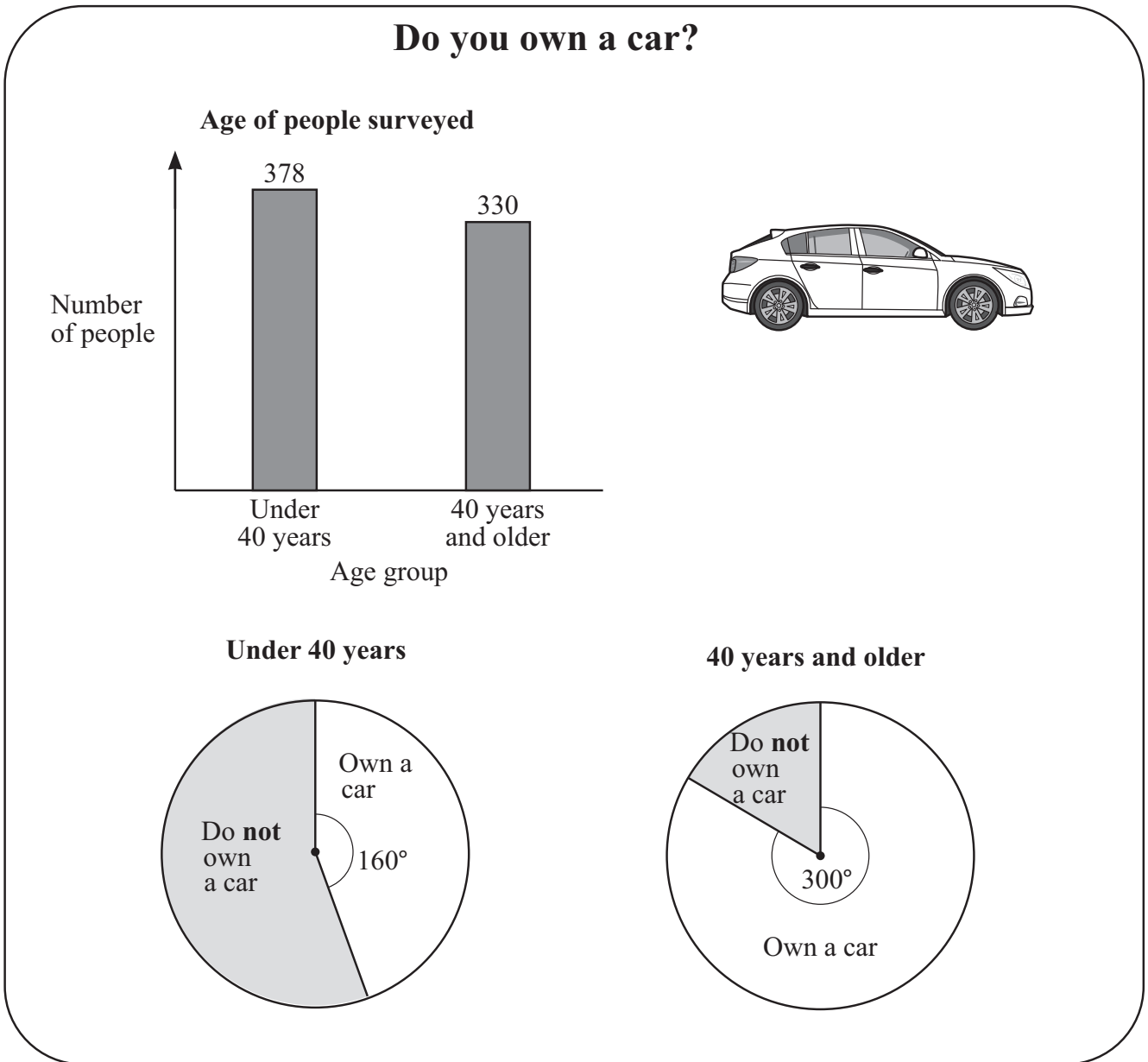


Describe fully the **single** transformation that maps quadrilateral P to quadrilateral Q.

.....

..... [3]

- 16 Oliver draws this diagram to show some information about people he has surveyed.
 The diagram shows
 the number of people in each age interval,
 the proportion of people in each age interval that own a car.



Calculate the total number of people surveyed who own a car.

..... [2]

17 Hassan and Lily share some pens in the ratio 1 : 3

Tick (✓) to show if each statement must be true, could be true or must be false.

	Must be true	Could be true	Must be false
Lily gets more pens than Hassan.	<input type="checkbox"/>	<input type="checkbox"/>	<input type="checkbox"/>
Hassan gets $\frac{1}{3}$ of the pens.	<input type="checkbox"/>	<input type="checkbox"/>	<input type="checkbox"/>
The total number of pens is 20	<input type="checkbox"/>	<input type="checkbox"/>	<input type="checkbox"/>

[2]

18 The circumference of a circle is 36.5 cm.

Find the area of the circle.

..... cm² [3]

19 Here is a function.

$$\begin{array}{ccc} \text{Input} & & \text{Output} \\ x & \longrightarrow & y = 2x^3 \end{array}$$

Complete the table.

Input, x	Output, y
2.5	
	54

[2]

20 Point P has coordinates $(-4, 3)$.
Point P is translated to the point $(x, 0)$, where $x > 0$

Write down a possible vector for this translation.

$$\begin{pmatrix} \dots\dots\dots \\ \dots\dots\dots \\ \dots\dots\dots \end{pmatrix}$$

[1]

21 Rearrange the formula $p = \frac{3h^2}{5}$ to make h the subject.

$$h = \dots\dots\dots [2]$$

- 22 A rectangle has a length of $(8x + 10)$ cm and a width of $(3x + 10)$ cm.
The length of the rectangle is twice the width.

By first writing and solving an equation, show that the area of the rectangle is 1250 cm^2 .

[3]

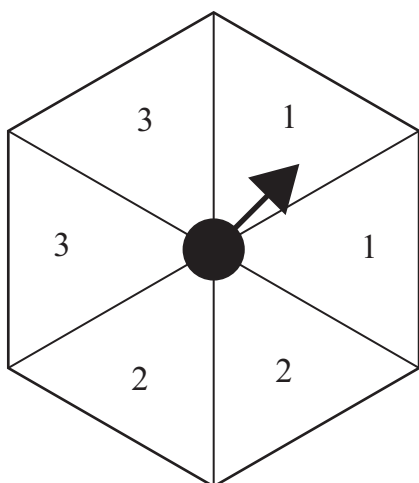
23 Gabriella has two fair spinners.
 One spinner is blue and the other is red.
 She spins both spinners and adds the two results to give a total score.

She says,

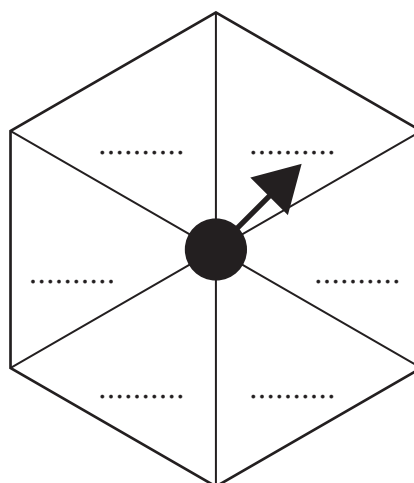
‘Each section of my two spinners is numbered 1 or 2 or 3

The probability that my total score equals 3 is $\frac{1}{9}$ ’

The diagram shows the numbers on the blue spinner.



Blue spinner



Red spinner

Write six possible numbers on the red spinner to make both of Gabriella's statements true.
 You may use the table to help you.

Red spinner

+						
1						
1						
2						
2						
3						
3						

Blue spinner

[2]

24 Here are two ratios.

$$a:b = 2:1 \text{ and } b:c = 4:1$$

Draw a ring around the ratio that is equivalent to $a + b:c$.

12:1

8:1

6:1

3:1

[1]

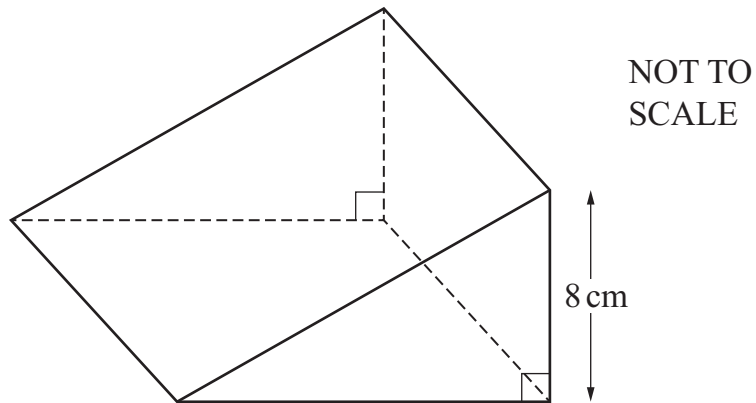
25 Eva can pick 7200 apples in 6 hours.

Yuri picks the same number of apples in 8 hours as Eva picks in **7.5 hours**.

Calculate how many apples Yuri can pick in 9 hours.

..... [2]

26 The diagram shows a solid triangular prism.

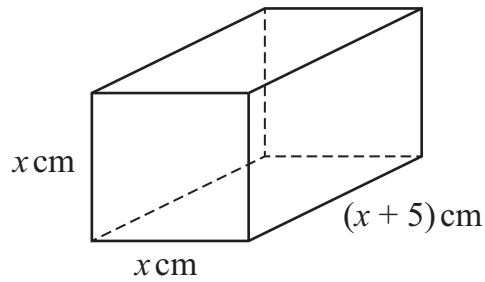
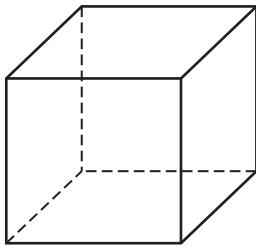


The base of the prism is a square with an area of 225 cm^2 .
The height of the prism is 8 cm.

Calculate the total surface area of the prism.

..... cm^2 [4]

27 The cube and the cuboid have equal volumes.



NOT TO
SCALE

Find an expression for the side length of the cube.

..... cm [2]

Permission to reproduce items where third-party owned material protected by copyright is included has been sought and cleared where possible. Every reasonable effort has been made by the publisher (UCLES) to trace copyright holders, but if any items requiring clearance have unwittingly been included, the publisher will be pleased to make amends at the earliest possible opportunity.

To avoid the issue of disclosure of answer-related information to candidates, all copyright acknowledgements are reproduced online in the Cambridge Assessment International Education Copyright Acknowledgements Booklet. This is produced annually and is available to download at <https://lowersecondary.cambridgeinternational.org/>

Cambridge Assessment International Education is part of Cambridge Assessment. Cambridge Assessment is the brand name of the University of Cambridge Local Examinations Syndicate (UCLES), which is a department of the University of Cambridge.